

**BURNPUR RIVERSIDE SCHOOL, BURNPUR**

**SESSION: 2020-2021**

**CLASS: PRE-NURSERY**

**SUBJECT: ACTIVITY SHEET**

**ASSIGNMENT-1**



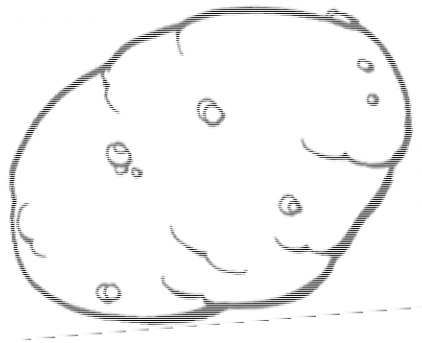



**NAME:** \_\_\_\_\_

**SECTION:** \_\_\_\_\_ **ROLL NO. :** \_\_\_\_\_


**I. Circle the flowers only:**



**II. Colour the vegetables only:**



**III. Trace upon the shapes and colour :**



**BURNPUR RIVERSIDE SCHOOL, BURNPUR**

**SESSION: 2020 - 2021**

**CLASS: PRE-NURSERY**

**SUBJECT: ENGLISH WRITING**

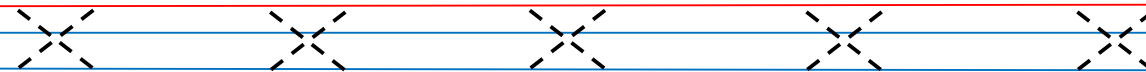
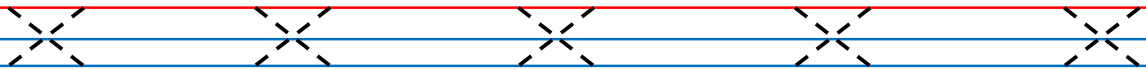
**ASSIGNMENT-1**

**NAME:** \_\_\_\_\_

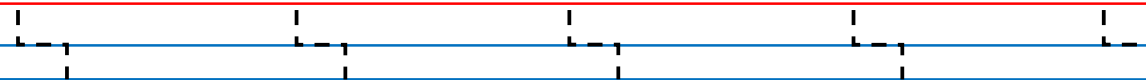
**SECTION:** \_\_\_\_\_

**ROLL NO:** \_\_\_\_\_

**I. Trace upon the patterns:**



**II. Trace upon the patterns:**



**III. Trace and write the following letters:**

Q

R

S

T

U

Q

R

S

T

U

IV Match the letters with the pictures :

1)



•

•

M

2)



•

•

K

3)

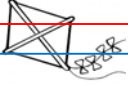


•

•

L

4)




•

•

P





2



3



4

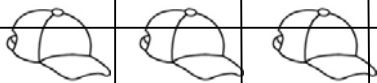
5

2. Count and match the numerals:



.

1



.

.

4



.

.

5



.

.

3



.

.

2

**3. Count and colour:**

The image shows a worksheet with several horizontal lines. In the upper section, there are two squares. The first square is larger and is positioned between the second and fourth lines from the top. To its left, between the second and third lines, there is a vertical line segment and a small horizontal dash. The second square is smaller and is positioned between the fourth and sixth lines from the top. The remaining lines at the bottom of the page are blank.